

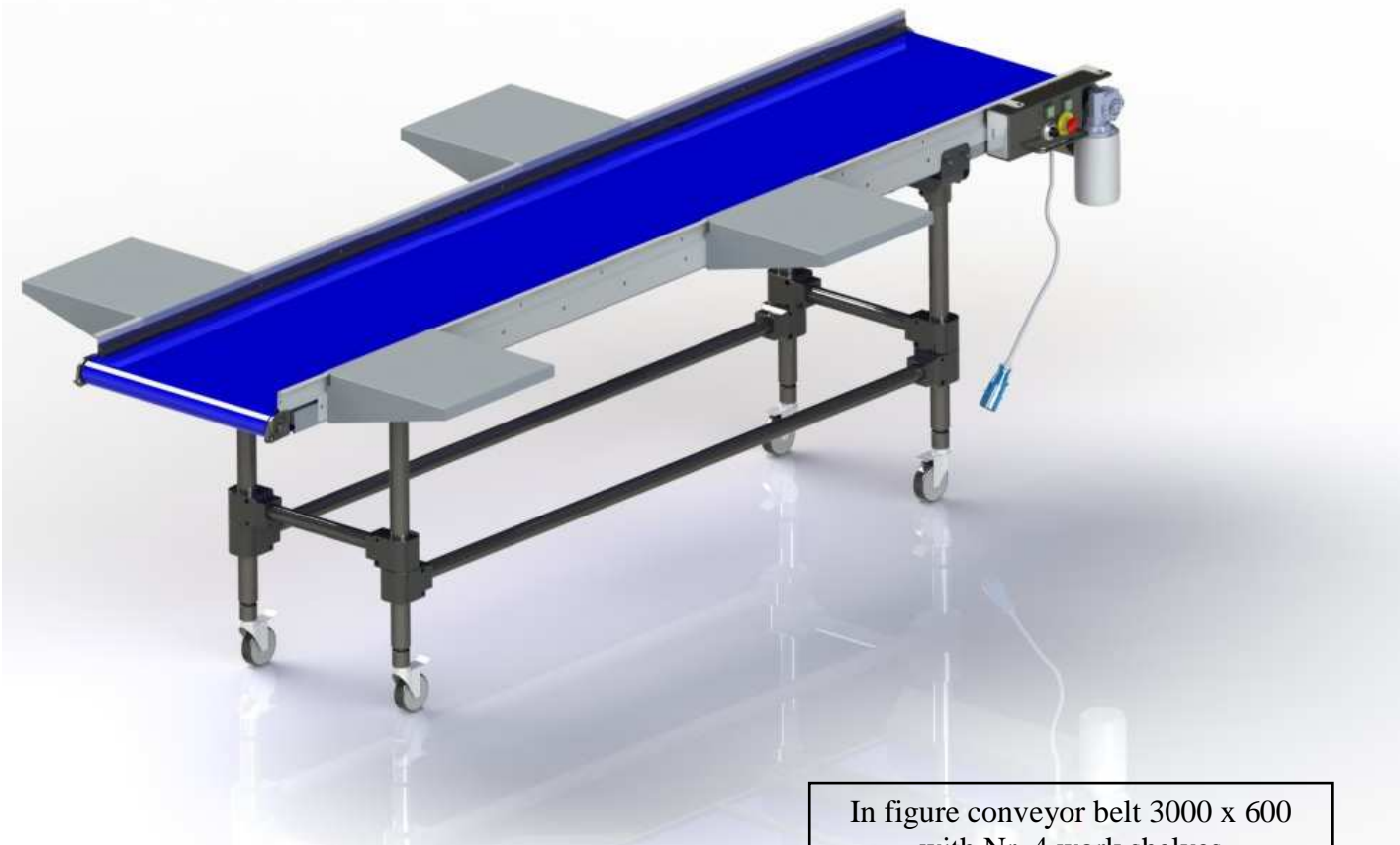


**Linee Automatiche
di Frittura e
Bollitura**
dal 1981

più di 30 anni d'esperienza



CONVEYOR BELT




In figure conveyor belt 3000 x 600
with Nr. 4 work shelves

FEATURES:

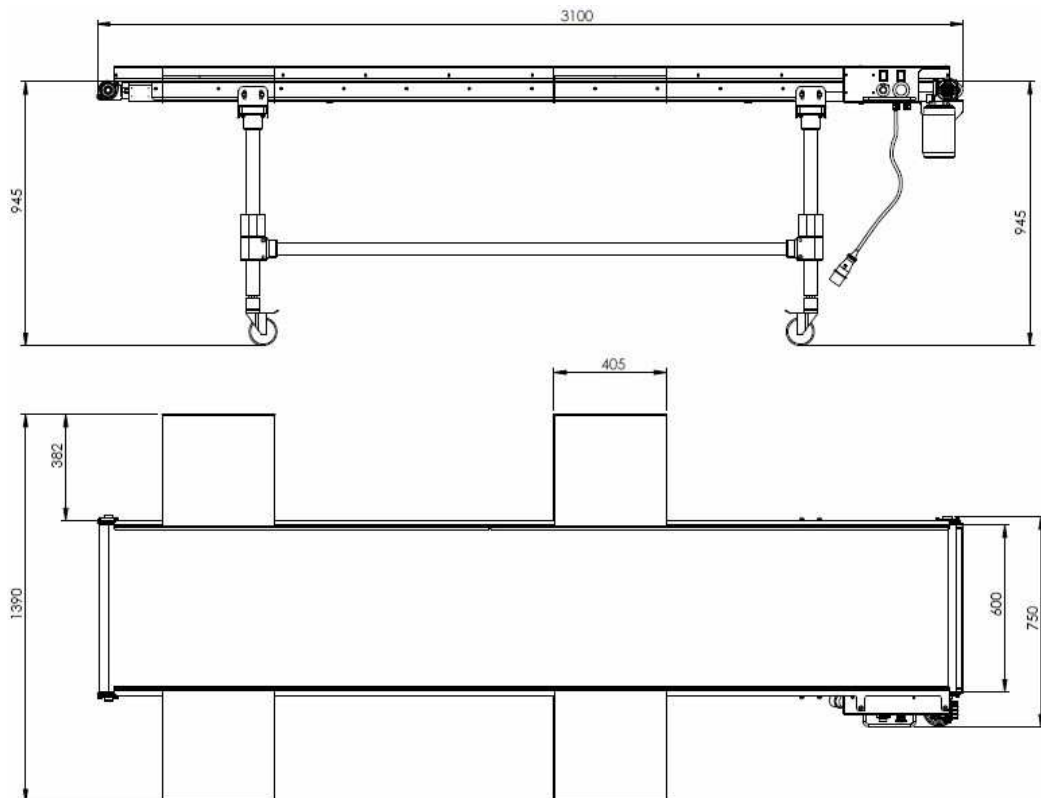
- Conveyor belt for transporting food products;
- Belt with adjustable speed;
- Possibility to incline the transport plan;
- Adjustable loading and unloading height;
- Possibility of adding work shelves on the side of the conveyor belt to carry out manual packaging or others manual works;
- Possibility to customize the width and length measurements of the belt conveyor;
- Control panel on the machine, easily removable;
- Safety devices in accordance with;
- Structure with swivel wheels with brake and adjustable height for better stability in case of rough floors;
- Light and sturdy structure for ease of handling;
- Machine with CE mark.

TECHNICAL FEATURES:

- Overall dimensions cm 310x139x 95 (measures with work shelves);
- Overall dimensions cm 310x75x 95 (measures **without** work shelves);
- Possibility to choose the belt made in:
 - Polyurethane suitable for food contact;
 - Monofilament wire mesh TYPE BS;
 - Wire mesh TYPE TIPO TN.
- Product loading height 94.5 cm (adjustable);
- Product discharge height 94.5 cm (adjustable);
- Electrical panel and others parts easily to remove;
- Structure and parts constructed of materials suitable for contact with food;
- Supply voltage 220 V;
- Maximum electric power used 100W.



DIMENSIONS:



Drawing related to a conveyor belt with a length of 3000 mm and a width of 600 mm;
Possibility to customize the belt with different widths (es. 200 - 400 -600 - 800- 1000 mm...etc), and customizable length based on the needs of client.